



## Austin Skiers Logo Gear By Land's End

### **Order On-line:**

1. Go to the Business Outfitters-Land's End Austin Skiers Storefront website: [Land's End Business Outfitters](#)
2. Create an account if you don't have one or log-in if you do.
3. Browse the web site to select the garment and color you want.
4. Choose your size and enter your quantity.
5. Click on "Apply Logo(s)".
6. Click on the logo you want.
7. View the help video about selecting your logo thread color at this link: <https://youtu.be/gQUwY0I7pKA>
8. Click on the "Change Logo's Color(s)"
9. Click on "Select New Logo Colors" radio button.
10. Choose colors using the color palette or just type the color you want and it will bring up colors in that hue. There are four thread areas in the logo you can choose the color, 1 is the A, 2 is the skier, 3 is the star and 4 is the Austin Skiers lettering.
11. Select the location you want the logo placed on the garment.
12. Click on "Apply Logo" and you will be redirected to the summary of your order.
13. If you are satisfied click on "Add to Bag".
14. You can continue shopping or check-out. If you are finished shopping click on "Check-Out" and follow the payment instructions. Allow 7-10 days for delivery.

### **Order by telephone:**

The samples on the next 2 pages show some of the color combos available. There are 2 basic logo shapes: stacked and horizontal. The numbers below each sample are the thread colors (plot plan) that determine the specific logo. This four number sequence will be needed when ordering by telephone.

1. Go to the Business Outfitters-Land's End Austin Skiers Storefront website: [Land's End Business Outfitters](#) and browse for the garments you want.
2. Review the logos designs on the next 2 pages and select the one you want.
3. Call Land's End customer service at 800-587-1541. They will need the following information:
  - a. Customer Number: 4332546
  - b. Logo Number:
    - i. Stacked: 08212222
    - ii. Horizontal: 0821221
  - c. Plot Plan: see the samples on the next 2 pages
    - i. The default color combo is N#1 1291 N#2 1801  
N#3 1801 N#4 1801
    - ii. If you want a different color combo, ask the customer rep. The samples on the next 2 pages are just to give you some examples of color combinations. The customer service representative will create a logo of your choice on the garment you select and email you an electronic sample like the ones on the next 2 pages.
4. Pay for the garment after reviewing the electronic sample. Allow for 7 to 10 business days for deliver.

### **Receive Promo Emails:**

Land's End usually has monthly promos that sometimes give you free shipping and a free logo. You can sign up for their promo email that will give you the promo code to use while checking out. **This could save you money!**

Here is the link to sign up for it:


<https://business.landsend.com/subscription-center>

**Stacked Logo ref# 0821222**


(This logo can be placed on the sleeve of most polo's.)



N#1 1291 N#2 1087 N#3 1025 N#4 1000



N#1 1025 N#2 1801 N#3 1025 N#4 1801




N#1 1291 N#2 1087 N#3 1025 N#4 1000




N#1 1147 N#2 1025 N#3 1025 N#4 1147

**Horizontal logo: ref# 0821221**

size 3.50" X .64"




N#1 1291 N#2 1801 N#3 1801 N#4 1801




N#1 1025 N#2 1801 N#3 1025 N#4 1801



N#1 1297 N#2 1000 N#3 1025 N#4 1000




N#1 1291 N#2 1087 N#3 1025 N#4 1000



N#1 1291 N#2 1801 N#3 1801 N#4 1801



N#1 1291 N#2 1801 N#3 1801 N#4 1801



N#1 1025 N#2 1087 N#3 1025 N#4 1087